

# DUPLEX WALL™

Price Effective - January 1, 2024



## PRIVACY SCREENS

Define your space with Duplex Walls™. Lightweight and easy to install, MergeWorks modular panels are a cost-effective solution for creating custom cubicles, workstations, study carrels or private work areas. Our Duplex Wall™ comes in a wide range of heights, widths and core options making it easy to design a custom configuration that fits the size and look of your current space.

Duplex Walls™ are configured using two material cores for an added design touch and can be hinged together to create your custom workspace.

- Framework is constructed using lightweight aluminum extrusion
- All metal parts are anodized or powder coated for an aesthetic and durable finish
- Core materials include Frosted and Clear Acrylic, TruBrite™ Whiteboard, Fabric, EchoScape™ and Laminate
- Duplex Walls™ can be hinged together to create 2-, 3- or 4-way configurations
- Duplex Walls™ are available in custom sizes, core materials and colors
- Made in the USA



### How to build your SKU:

Step 1:  
Choose your  
Model

3X

Step 2:  
Choose your  
Width

37

Step 2:

Choose your  
Height

54

Step 3:  
Choose your  
Frame Color

AA

Step 4:  
Choose your  
Foot Option

2WF

Step 5:  
Choose your  
Upper Core Material

FRO


Step 6:  
Choose your  
Lower Core Material

F220

## DUPLEX WALLS™

Model	Width	Height	Frame Color	Foot Options	Core Materials
3X Duplex Wall™	24" 30" 37" 42" 49" 61" 73"	42" 48" 54" 62" 72"	AA Satin Aluminum BK Black	4 4 Wheels 2WF 2 Wheels-1 Foot 2WL 2 Wheels-2 Levelers F Freestanding (2 Feet) FL 1 Foot- 2 Levelers L 2 Levelers	FRO Frosted Acrylic CLR Clear Acrylic WB TruBrite™ Whiteboard (Both Sides) F1_ Fabric 100 Series F2_ Fabric 200 Series WBF1_ TruBrite™ Whiteboard (Side 1)/ Fabric 1_ (Side 2) WBF2_ TruBrite™ Whiteboard (Side 1)/ Fabric 2_ (Side 2) P1_ EchoScape™ 3/8" (9mm) P3_ EchoScape™ 3/4" (18mm) L1_ Laminates & Wood Grains 100 Series

**DUPLEX WALL™**  
**(Model 3X)**  
**Segmented Two-Core**  
**Model**

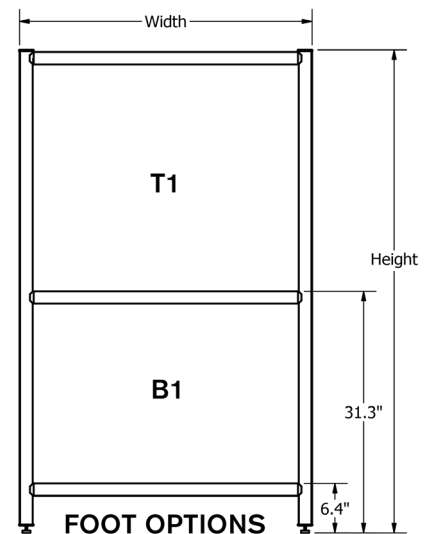


Shown with 2 Levelers (L)



Shown as Freestanding (F)

24" Width				T1 TOP CORE MATERIALS										
				FRO	CLR	WB	F1_	F2_	WBF1_	WBF2_	P1_	P3_	L1_	
Width	Height	Weight (lbs)	Frame Base List Price	Frosted Acrylic	Clear Acrylic	Whiteboard	Fabric 100 Series	Fabric 200 Series	WB/Fabric 100 Series	WB/Fabric 200 Series	EchoScape™ 3/8" (9mm)	EchoScape™ 3/4" (18mm)	Laminate 100 Series	
24"	42"	12	\$513	+\$66	+\$66	+\$44	+\$96	+\$111	+\$96	+\$111	+\$28	+\$44	+\$104	
24"	48"	14	\$551	+\$93	+\$93	+\$71	+\$118	+\$174	+\$118	+\$174	+\$50	+\$66	+\$131	
24"	54"	15	\$584	+\$115	+\$115	+\$88	+\$148	+\$186	+\$148	+\$186	+\$60	+\$109	+\$191	
24"	62"	16	\$622	+\$142	+\$142	+\$115	+\$195	+\$302	+\$195	+\$302	+\$77	+\$115	+\$229	
24"	72"	19	\$682	+\$197	+\$197	+\$175	+\$242	+\$318	+\$242	+\$318	+\$115	+\$224	+\$349	
B1 - Lower core option for all 24" wide Duplex Walls™ (Height is 31" for all lower cores)				B1 LOWER CORE MATERIALS										
				FRO	CLR	WB	F1_	F2_	WBF1_	WBF2_	P1_	P3_	L1_	
				Frosted Acrylic	Clear Acrylic	Whiteboard	Fabric 100 Series	Fabric 200 Series	WB/Fabric 100 Series	WB/Fabric 200 Series	EchoScape™ 3/8" (9mm)	EchoScape™ 3/4" (18mm)	Laminate 100 Series	
				+\$142	+\$142	+\$99	+\$160	+\$186	+\$160	+\$186	+\$77	+\$109	+\$191	
				FOOT OPTIONS										
				4 Wheels	2 Wheels-1 Foot	2 Wheels-2 Levelers	Free-standing	1 Foot-2 Levelers	2 Levelers					
				+\$218	+\$218	+\$109	+\$218	+\$109	+\$0					



NOTE:  
All pricing in USD

30" Width				T1 TOP CORE MATERIALS									
				FRO	CLR	WB	F1_	F2_	WBF1_	WBF2_	P1_	P3_	L1_
Width	Height	Weight (lbs)	Frame Base List Price	Frosted Acrylic	Clear Acrylic	Whiteboard	Fabric 100 Series	Fabric 200 Series	WB/Fabric 100 Series	WB/Fabric 200 Series	EchoScape™ 3/8" (9mm)	EchoScape™ 3/4" (18mm)	Laminate 100 Series
30"	42"	14	\$567	+\$77	+\$77	+\$50	+\$107	+\$128	+\$107	+\$128	+ \$39	+ \$55	+ \$126
30"	48"	16	\$605	+\$115	+\$115	+\$88	+\$137	+\$203	+\$137	+\$203	+ \$60	+ \$88	+ \$175
30"	54"	17	\$638	+\$142	+\$142	+\$115	+\$183	+\$221	+\$183	+\$221	+ \$77	+ \$115	+ \$246
30"	62"	19	\$682	+\$246	+\$246	+\$229	+\$307	+\$388	+\$307	+\$388	+ \$148	+ \$169	+ \$317
30"	72"	22	\$742	+\$251	+\$251	+\$229	+\$319	+\$400	+\$319	+\$400	+ \$148	+ \$224	+ \$458
B1 - Lower core option for all 30" wide Duplex Walls™ (Height is 31" for all lower cores)				B1 LOWER CORE MATERIALS									
				FRO	CLR	WB	F1_	F2_	WBF1_	WBF2_	P1_	P3_	L1_
				Frosted Acrylic	Clear Acrylic	Whiteboard	Fabric 100 Series	Fabric 200 Series	WB/Fabric 100 Series	WB/Fabric 200 Series	EchoScape™ 3/8" (9mm)	EchoScape™ 3/4" (18mm)	Laminate 100 Series
				+\$240	+\$240	+\$126	+\$189	+\$226	+\$189	+\$226	+ \$148	+ \$169	+ \$251
FOOT OPTIONS													
				4 Wheels	2 Wheels-1 Foot	2 Wheels-2 Levelers	Free-standing	1 Foot-2 Levelers	2 Levelers				
				+\$218	+\$218	+\$109	+\$218	+\$109	+\$0				

37" Width				T1 TOP CORE MATERIALS									
				FRO	CLR	WB	F1_	F2_	WBF1_	WBF2_	P1_	P3_	L1_
Width	Height	Weight (lbs)	Frame Base List Price	Frosted Acrylic	Clear Acrylic	Whiteboard	Fabric 100 Series	Fabric 200 Series	WB/Fabric 100 Series	WB/Fabric 200 Series	EchoScape™ 3/8" (9mm)	EchoScape™ 3/4" (18mm)	Laminate 100 Series
37"	42"	17	\$622	+\$93	+\$93	+\$66	+\$125	+\$157	+\$125	+\$157	+ \$50	+ \$66	+ \$169
37"	48"	19	\$665	+\$159	+\$159	+\$142	+\$166	+\$243	+\$166	+\$243	+ \$93	+ \$115	+ \$218
37"	54"	20	\$698	+\$164	+\$164	+\$142	+\$219	+\$273	+\$219	+\$273	+ \$93	+ \$148	+ \$317
37"	62"	23	\$753	+\$251	+\$251	+\$229	+\$343	+\$469	+\$343	+\$469	+ \$148	+ \$180	+ \$398
37"	72"	26	\$813	+\$289	+\$289	+\$295	+\$396	+\$498	+\$396	+\$498	+ \$202	+ \$344	+ \$595
B1 - Lower core option for all 37" wide Duplex Walls™ (Height is 31" for all lower cores)				B1 LOWER CORE MATERIALS									
				FRO	CLR	WB	F1_	F2_	WBF1_	WBF2_	P1_	P3_	L1_
				Frosted Acrylic	Clear Acrylic	Whiteboard	Fabric 100 Series	Fabric 200 Series	WB/Fabric 100 Series	WB/Fabric 200 Series	EchoScape™ 3/8" (9mm)	EchoScape™ 3/4" (18mm)	Laminate 100 Series
				+\$246	+\$246	+\$153	+\$225	+\$278	+\$225	+\$278	+ \$148	+ \$169	+ \$317
FOOT OPTIONS													
				4 Wheels	2 Wheels-1 Foot	2 Wheels-2 Levelers	Free-standing	1 Foot-2 Levelers	2 Levelers				
				+\$218	+\$218	+\$109	+\$218	+\$109	+\$0				

NOTE:  
All pricing in USD

42" Width				T1 TOP CORE MATERIALS										
				FRO	CLR	WB	F1_	F2_	WBF1_	WBF2_	P1_	P3_	L1_	
Width	Height	Weight (lbs)	Frame Base List Price	Frosted Acrylic	Clear Acrylic	Whiteboard	Fabric 100 Series	Fabric 200 Series	WB/Fabric 100 Series	WB/Fabric 200 Series	EchoScape™ 3/8" (9mm)	EchoScape™ 3/4" (18mm)	Laminate 100 Series	
42"	42"	19	\$665	+\$109	+\$109	+\$82	+\$137	+\$169	+\$137	+\$169	+\$55	+\$71	+\$175	
42"	48"	20	\$704	+\$164	+\$164	+\$142	+\$178	+\$273	+\$178	+\$273	+\$93	+\$126	+\$224	
42"	54"	23	\$742	+\$197	+\$197	+\$175	+\$236	+\$295	+\$236	+\$295	+\$115	+\$224	+\$322	
42"	62"	25	\$791	+\$251	+\$251	+\$229	+\$348	+\$516	+\$348	+\$516	+\$148	+\$224	+\$404	
42"	72"	29	\$862	+\$355	+\$355	+\$338	+\$425	+\$544	+\$425	+\$544	+\$218	+\$442	+\$600	
B1 - Lower core option for all 42" wide Duplex Walls™ (Height is 31" for all lower cores)				B1 LOWER CORE MATERIALS										
				FRO	CLR	WB	F1_	F2_	WBF1_	WBF2_	P1_	P3_	L1_	
				Frosted Acrylic	Clear Acrylic	Whiteboard	Fabric 100 Series	Fabric 200 Series	WB/Fabric 100 Series	WB/Fabric 200 Series	EchoScape™ 3/8" (9mm)	EchoScape™ 3/4" (18mm)	Laminate 100 Series	
				+\$251	+\$251	+\$191	+\$242	+\$302	+\$242	+\$302	+\$148	+\$224	+\$322	
FOOT OPTIONS														
				4 Wheels	2 Wheels-1 Foot	2 Wheels-2 Levelers	Free-standing	1 Foot-2 Levelers	2 Levelers					
				+\$218	+\$218	+\$109	+\$218	+\$109	+\$0					

49" Width				T1 TOP CORE MATERIALS										
				FRO	CLR	WB	F1_	F2_	WBF1_	WBF2_	P1_	P3_	L1_	
Width	Height	Weight (lbs)	Frame Base List Price	Frosted Acrylic	Clear Acrylic	Whiteboard	Fabric 100 Series	Fabric 200 Series	WB/Fabric 100 Series	WB/Fabric 200 Series	EchoScape™ 3/8" (9mm)	EchoScape™ 3/4" (18mm)	Laminate 100 Series	
49"	42"	21	\$725	+\$115	+\$115	+\$82	+\$160	+\$191	+\$160	+\$191	+\$55	+\$82	+\$202	
49"	48"	23	\$763	+\$169	+\$169	+\$142	+\$201	+\$313	+\$201	+\$313	+\$93	+\$153	+\$273	
49"	54"	26	\$802	+\$202	+\$202	+\$175	+\$278	+\$342	+\$278	+\$342	+\$115	+\$224	+\$382	
49"	62"	29	\$862	+\$257	+\$257	+\$229	+\$360	+\$585	+\$360	+\$585	+\$148	+\$224	+\$464	
49"	72"	33	\$932	+\$360	+\$360	+\$344	+\$449	+\$620	+\$449	+\$620	+\$218	+\$442	+\$725	
B1 - Lower core option for all 49" wide Duplex Walls™ (Height is 31" for all lower cores)				B1 LOWER CORE MATERIALS										
				FRO	CLR	WB	F1_	F2_	WBF1_	WBF2_	P1_	P3_	L1_	
				Frosted Acrylic	Clear Acrylic	Whiteboard	Fabric 100 Series	Fabric 200 Series	WB/Fabric 100 Series	WB/Fabric 200 Series	EchoScape™ 3/8" (9mm)	EchoScape™ 3/4" (18mm)	Laminate 100 Series	
				+\$251	+\$251	+\$191	+\$278	+\$342	+\$278	+\$342	+\$148	+\$224	+\$382	
FOOT OPTIONS														
				4 Wheels	2 Wheels-1 Foot	2 Wheels-2 Levelers	Free-standing	1 Foot-2 Levelers	2 Levelers					
				+\$218	+\$218	+\$109	+\$218	+\$109	+\$0					

NOTE:  
All pricing in USD

61" Width				T1 TOP CORE MATERIALS									
				FRO	CLR	WB	F1_	F2_	WBF1_	WBF2_	P1_	P3_	L1_
Width	Height	Weight (lbs)	Frame Base List Price	Frosted Acrylic	Clear Acrylic	Whiteboard	Fabric 100 Series	Fabric 200 Series	WB/Fabric 100 Series	WB/Fabric 200 Series	EchoScape™ 3/8" (9mm)	EchoScape™ 3/4" (18mm)	Laminate 100 Series
61"	42"	25	\$823	+\$169	+\$169	+\$153	+\$189	+\$226	+\$224	+\$242	+\$109	+\$120	+\$251
61"	48"	28	\$867	+\$289	+\$289	+\$295	+\$242	+\$382	+\$293	+\$361	+\$202	+\$229	+\$327
61"	54"	30	\$911	+\$295	+\$295	+\$295	+\$331	+\$417	+\$418	+\$456	+\$202	+\$229	+\$469
61"	62"	34	\$971	+\$529	+\$529	+\$584	+\$589	+\$752	+\$786	+\$860	+\$387	+\$442	+\$605
61"	72"	38	\$1,047	+\$535	+\$535	+\$584	+\$613	+\$781	+\$796	+\$877	+\$393	+\$442	+\$883
B1 - Lower core option for all 61" wide Duplex Walls™ (Height is 31" for all lower cores)				B1 LOWER CORE MATERIALS									
				FRO	CLR	WB	F1_	F2_	WBF1_	WBF2_	P1_	P3_	L1_
				Frosted Acrylic	Clear Acrylic	Whiteboard	Fabric 100 Series	Fabric 200 Series	WB/Fabric 100 Series	WB/Fabric 200 Series	EchoScape™ 3/8" (9mm)	EchoScape™ 3/4" (18mm)	Laminate 100 Series
				+\$529	+\$529	+\$322	+\$336	+\$422	+\$418	+\$462	+\$387	+\$436	+\$469
FOOT OPTIONS				4 Wheels	2 Wheels- 1 Foot	2 Wheels- 2 Levelers	Free- standing	1 Foot- 2 Levelers	2 Levelers				
				+\$218	+\$218	+\$109	+\$218	+\$109	+\$0				

73" Width				T1 TOP CORE MATERIALS									
				FRO	CLR	WB	F1_	F2_	WBF1_	WBF2_	P1_	P3_	L1_
Width	Height	Weight (lbs)	Frame Base List Price	Frosted Acrylic	Clear Acrylic	Whiteboard	Fabric 100 Series	Fabric 200 Series	WB/Fabric 100 Series	WB/Fabric 200 Series	EchoScape™ 3/8" (9mm)	EchoScape™ 3/4" (18mm)	Laminate 100 Series
73"	42"	29	\$922	+\$175	+\$175	+\$153	+\$231	+\$285	+\$236	+\$259	+\$109	+\$148	+\$333
73"	48"	32	\$971	+\$295	+\$295	+\$295	+\$307	+\$474	+\$310	+\$394	+\$202	+\$235	+\$453
73"	54"	35	\$1020	+\$300	+\$300	+\$295	+\$425	+\$526	+\$442	+\$490	+\$202	+\$344	+\$638
73"	62"	40	\$1085	+\$540	+\$540	+\$584	+\$761	+\$966	+\$826	+\$923	+\$393	+\$442	+\$840
73"	72"	45	\$1167	+\$540	+\$540	+\$584	+\$795	+\$1,000	+\$843	+\$933	+\$393	+\$682	+\$1,161
B1 - Lower core option for all 73" wide Duplex Walls™ (Height is 31" for all lower cores)				B1 LOWER CORE MATERIALS									
				FRO	CLR	WB	F1_	F2_	WBF1_	WBF2_	P1_	P3_	L1_
				Frosted Acrylic	Clear Acrylic	Whiteboard	Fabric 100 Series	Fabric 200 Series	WB/Fabric 100 Series	WB/Fabric 200 Series	EchoScape™ 3/8" (9mm)	EchoScape™ 3/4" (18mm)	Laminate 100 Series
				+\$535	+\$535	+\$322	+\$430	+\$533	+\$442	+\$496	+\$393	+\$442	+\$638
FOOT OPTIONS				4 Wheels	2 Wheels- 1 Foot	2 Wheels- 2 Levelers	Free- standing	1 Foot- 2 Levelers	2 Levelers				
				+\$218	+\$218	+\$109	+\$218	+\$109	+\$0				

NOTE:  
All pricing in USD

# ACCESSORIES



**HGEUM**  
Universal Hinge Kit  
Mobile Office Partitions


Universal Hinge Kit	SKU	Price
<ul style="list-style-type: none"> <li>Our Universal Hinge Kit can be used to create a 2-way, 3-way, or 4-way connection</li> <li>Designed for stationary panels up to 78" in height</li> <li>The hinge design allows the angle between the partitions to be freely adjusted</li> <li>Metal construction with a durable anodized finish</li> <li>Kit includes 3 hinges</li> </ul>	HGEUM	\$66



**HGEW**  
Wall Mount Hinge Kit

Wall Mount Hinge Kit	SKU	Price
42" - 72" High Partitions	HGEW3	\$164
78" - 84" High Partitions	HGEW4	\$218
<ul style="list-style-type: none"> <li>Wall Mount Hinges attach one side of your Office Partition to a wall</li> <li>The hinge design provides 180 degrees of adjustment allowing the partition to come off the wall at any angle</li> <li>Includes mounting hardware for sheetrock walls</li> </ul>		

# FOOT DETAILS






# MATERIAL OPTIONS

## ECHOSCAPE™ 3/8" (9MM)



Snow  
P114



Overcast  
P124



Iced Grey  
P106



Ash  
P100



Slate  
P105



Charcoal  
P101



Jet  
P122



Canvas  
P126



New  
Parchment  
P130



Oat  
P116



New  
Smoke  
P129



New  
Clay  
P128



Cocoa  
P121



New  
Arctic  
P127



Spruce  
P123




Denim  
P118



Sky  
P117



Cobalt  
P102



Blueprint  
P125



Midnight  
P119



Sunflower  
P111



Tangerine  
P109



Ruby  
P108



Aqua  
P115



Pear  
P103



Moss  
P120

## ECHOSCAPE™ 3/4" (18MM)



Oat  
P316



Sandstone  
P304



Pear  
P303



Spruce  
P323



Denim  
P318



Cobalt  
P302



Iced Grey  
P306



Ash  
P300



Slate  
P305



Charcoal  
P301

## FABRICS 200 SERIES

### FELTRO | NEW NOVEMBER 2023




Slate  
F232



Steel  
F237



Shadow  
F241



Baltic  
F238




Dusk  
F242



Birch  
F233



Twig  
F235



Spa  
F239




Ink  
F243



Sand  
F234



Celadine  
F236



Sprout  
F240




Cayenne  
F244

### DEKA | NEW NOVEMBER 2023



Moon  
F245



Mercury  
F252



Pewter  
F256



Refresh  
F247



Rain  
F249



Nordic  
F253



Charcoal  
F257



Peridot  
F250



Copper  
F254




Bisque  
F251



Driftwood  
F255



Pumice  
F246



Sage  
F248

### INFINITY



Dove  
F223



Barley  
F210




Stucco  
F221




Aluminum  
F222




Gull  
F230




Pewter  
F231




Aster  
F219



Rinse  
F214



Capri  
F218




Beyond  
F220




# FABRICS 100 SERIES

## ORIGIN



Euro  
F102



Poppy  
F104




Arundel  
F112



Stately  
F113



Basalt  
F122



Jet  
F123



Iron  
F121



Steel  
F120



Sapphire  
F114



Sodalite  
F108

## LAMINATES



Phantom Ecru  
L100



Fusion Maple  
L120



New Age Oak  
L102



Huntington Maple  
L118



Windswept Bronze  
L103



Black Walnut  
L104



Cafelle  
L107



Grey Elm  
L121



Bleached Legno  
L105



Asian Night  
L119



Smokey Brown Pear  
L106



Blackened Legno  
L108




New

Frosty White  
L124




Folkstone  
L110



Citadel Warp  
L111



White Drops  
L113



Woolamai Brush  
L114



Blue Agave  
L115



Hollyberry  
L116



Clementine  
L117



Antique Cognac Pine  
L300



Recon Olive  
L301



Repurposed Oak Plank  
L302



Small Planked  
L303



Mocha Olive  
L304



Lost Pine  
L305



Antique Barrel  
L306



Reclaimed Oak Plank  
L307

## FROSTED ACRYLIC



Frosted Acrylic  
FRO

## DRY ERASE SURFACES



TruBrite™ Whiteboard  
WB

## FRAMES



Satin Aluminum  
AA



Black  
BK