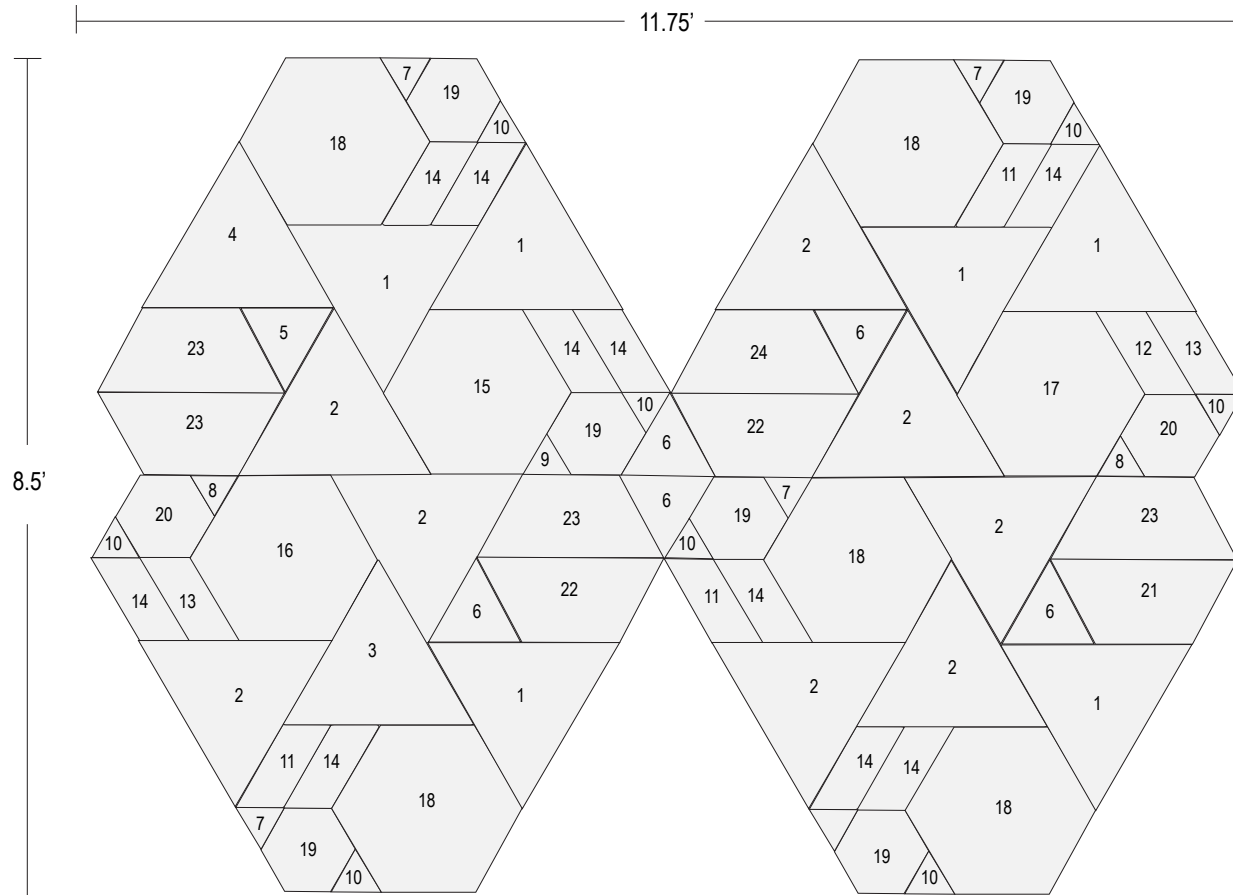






ECHODECO™ SHAPES DESIGN D411



Color Code*	
	A - Ruby
	B - Iced Grey
	C - Slate
	D - Tangerine

* Reference color image of design D411

EchoDeco Shapes Design		List Price	No.	Shape	Edge Finish	Size	Material Thickness	Color Code*	Qty	No.	Shape	Edge Finish	Size	Material Thickness	Color Code*	Qty
ESK-D411-08-06-05		\$3,252	1	Triangle	Beveled	24"	3/8"	A	6	13	Parallelogram	Straight	12"	3/8"	C	2
Adhesive Removable Mount (Optional)			2	Triangle	Straight	24"	3/8"	A	8	14	Parallelogram	Straight	12"	3/8"	A	10
W.R265		\$744	3	Triangle	Straight	24"	3/4"	B	1	15	Hexagon	Beveled	24"	3/8"	B	1
			4	Triangle	Straight	24"	3/8"	D	1	16	Hexagon	Beveled	24"	3/8"	C	1
			5	Triangle	Straight	12"	3/8"	B	1	17	Hexagon	Straight	24"	3/8"	D	1
			6	Triangle	Beveled	12"	3/8"	A	5	18	Hexagon	Beveled	24"	3/8"	A	5
			7	Triangle	Straight	6"	3/8"	A	4	19	Hexagon	Straight	12"	3/4"	D	6
			8	Triangle	Straight	6"	3/8"	B	2	20	Triangle	Beveled	6"	3/8"	A	2
			9	Triangle	Straight	6"	3/8"	C	1	21	Trapezoid	Straight	24"	3/4"	C	1
			10	Triangle	Straight	6"	3/8"	A	8	22	Trapezoid	Beveled	24"	3/8"	B	2
			11	Parallelogram	Straight	12"	3/8"	D	3	23	Trapezoid	Beveled	24"	3/8"	A	4
			12	Parallelogram	Straight	12"	3/8"	B	1	24	Trapezoid	Beveled	24"	3/8"	A	1

To place an order, please contact Customer Service at orders@mergeworks.com or by phone at (800) 597-1195.