

# NOTCH WALL™

Price Effective - January 1, 2021

60w x 62h x 30d - Clear Acrylic T1 Core & Frosted Acrylic B1 Core



## DIVIDE YOUR WORKSPACE

Notch Walls™ are a flexible and versatile solution to create physical barriers in a shared office environment. Notch Walls™ easily turn open tables and worksurfaces into separate and protected workspaces; no costly assembly or installation required.

Available in several widths, heights and materials, Notch Walls™ can be added to most stationary tables to provide essential protection barriers without compromising your workplace aesthetics.

- Notch Walls adjust to fit stationary desks and tables 28" H to 31" H by adjusting free-standing foot, leveler foot, and desk leveler glide
- Available in several widths and heights with 24" or 30" worksurface depths
- Framework is constructed using lightweight aluminum extension
- Material options include an array of colors in Acrylic, Fabric, Whiteboard, acoustic EchoScope and Laminate
- Notch Walls ship fully assembled
- Easy to clean and disinfect
- Made in the USA

### How to build your SKU:

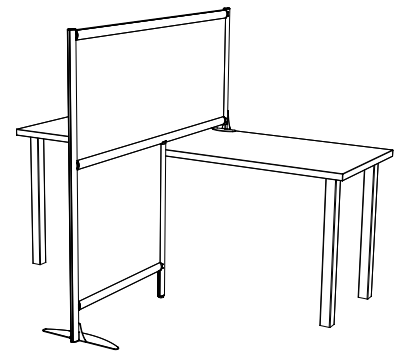
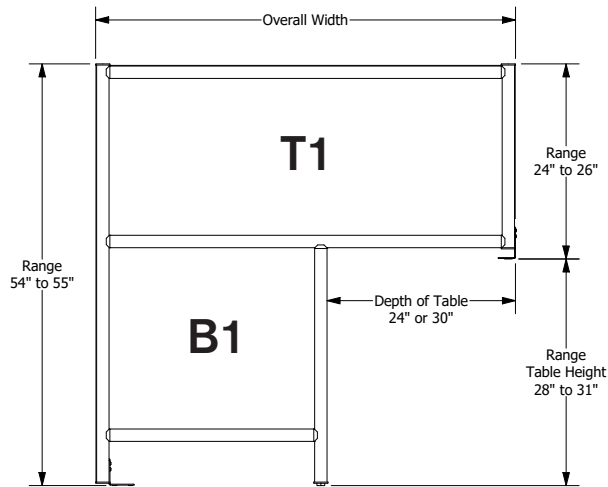
Step 1: Choose your Model	Step 2: Choose your Width	Step 2: Choose your Height	Step 3: Choose your Worksurface Depth	Step 4: Choose your Frame Color	Step 5: Choose your Foot Option	*Step 6: Choose your Core Material	*Step 7: Choose your Lower Core Material
NW	36	54	24	AA	F	T1CLR	B1 F202

## NOTCH™ WALL

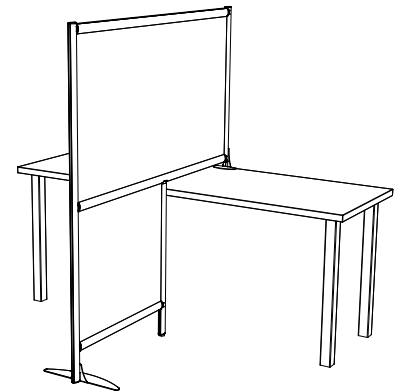
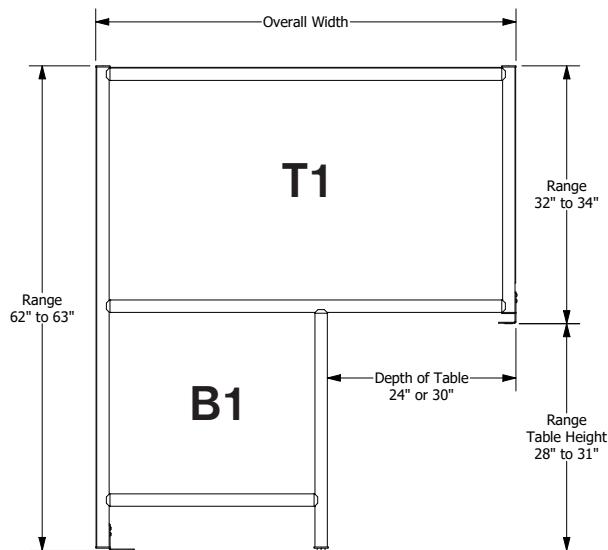
Model	Overall Width	Overall Height	Worksurface Depth	Frame Color	Foot Options	Core Materials
NW Notch Wall™	36" 42" 48" 54" 60" 72"	54" 62" 72"	24" 30"	AA Satin Aluminum	F Free Standing Foot / Desk Leveler Glide	FRO Frosted Acrylic CLR Clear Acrylic A1_ Colored Frosted Acrylic F1_ Fabric 100 Series F2_ Fabric 200 Series P1_ EchoScope™ 3/8" (9mm)

# NOTCH WALL™ HEIGHT OPTIONS

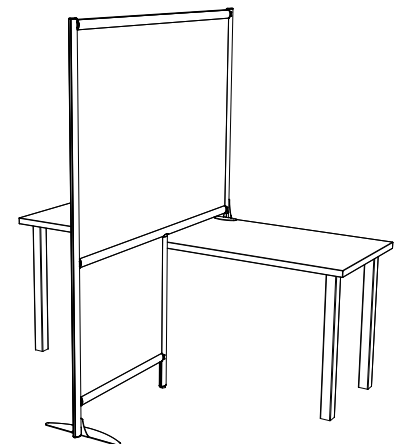
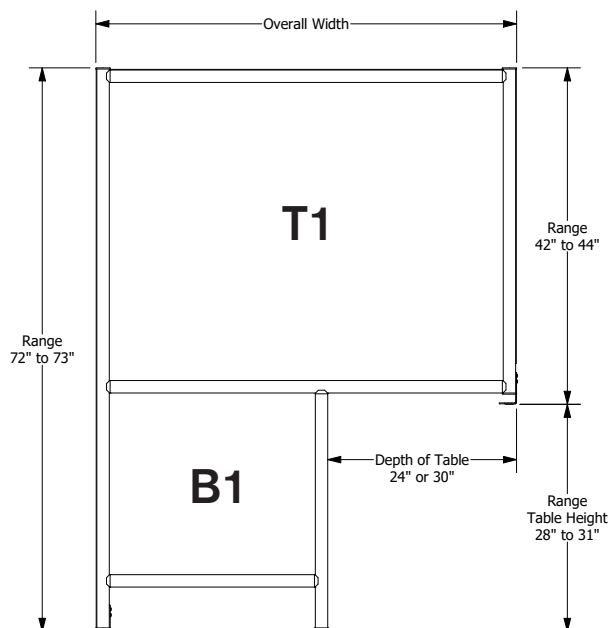
**NOTCH™ WALL**  
(Model NW)  
54" height



**NOTCH™ WALL**  
(Model NW)  
62" height



**NOTCH™ WALL**  
(Model NW)  
72" height



36" Width					TOP CORE MATERIALS (T1)						BOTTOM CORE MATERIALS (B1)					
Overall Width	Overall Height	Work Surface Depth	Weight (lbs)	Frame Price	FRO	CLR	A1_	F1_	F2_	P1_	FRO	CLR	A1_	F1_	F2_	P1_
36"	54"	24"	16	<b>\$770</b>	+\$150	+\$150	+\$235	+\$165	+\$210	+\$80	+\$60	+\$60	+\$80	+\$75	+\$90	+\$40
36"	54"	30"	15	<b>\$770</b>	+\$150	+\$150	+\$235	+\$165	+\$210	+\$80	+\$60	+\$60	+\$80	+\$75	+\$90	+\$40
36"	62"	24"	18	<b>\$810</b>	+\$230	+\$230	+\$375	+\$260	+\$365	+\$125	+\$60	+\$60	+\$80	+\$75	+\$90	+\$40
36"	62"	30"	17	<b>\$810</b>	+\$230	+\$230	+\$375	+\$260	+\$365	+\$125	+\$60	+\$60	+\$80	+\$75	+\$90	+\$40
36"	72"	24"	21	<b>\$865</b>	+\$265	+\$265	+\$485	+\$305	+\$390	+\$170	+\$60	+\$60	+\$80	+\$75	+\$90	+\$40
36"	72"	30"	20	<b>\$865</b>	+\$265	+\$265	+\$485	+\$305	+\$390	+\$170	+\$60	+\$60	+\$80	+\$75	+\$90	+\$40

42" Width					TOP CORE MATERIALS (T1)						BOTTOM CORE MATERIALS (B1)					
Overall Width	Overall Height	Work Surface Depth	Weight (lbs)	Frame Price	FRO	CLR	A1_	F1_	F2_	P1_	FRO	CLR	A1_	F1_	F2_	P1_
42"	54"	24"	18	<b>\$815</b>	+\$180	+\$180	+\$290	+\$190	+\$240	+\$95	+\$80	+\$80	+\$115	+\$100	+\$120	+\$60
42"	54"	30"	18	<b>\$815</b>	+\$180	+\$180	+\$290	+\$190	+\$240	+\$95	+\$60	+\$60	+\$80	+\$75	+\$90	+\$40
42"	62"	24"	21	<b>\$860</b>	+\$230	+\$230	+\$375	+\$265	+\$410	+\$125	+\$80	+\$80	+\$115	+\$100	+\$120	+\$60
42"	62"	30"	19	<b>\$860</b>	+\$230	+\$230	+\$375	+\$265	+\$410	+\$125	+\$60	+\$60	+\$80	+\$75	+\$90	+\$40
42"	72"	24"	24	<b>\$915</b>	+\$325	+\$325	+\$545	+\$340	+\$440	+\$185	+\$80	+\$80	+\$115	+\$100	+\$120	+\$60
42"	72"	30"	22	<b>\$915</b>	+\$325	+\$325	+\$545	+\$340	+\$440	+\$185	+\$60	+\$60	+\$80	+\$75	+\$90	+\$40

48" Width					TOP CORE MATERIALS (T1)						BOTTOM CORE MATERIALS (B1)					
Overall Width	Overall Height	Work Surface Depth	Weight (lbs)	Frame Price	FRO	CLR	A1_	F1_	F2_	P1_	FRO	CLR	A1_	F1_	F2_	P1_
48"	54"	24"	21	<b>\$860</b>	+\$185	+\$185	+\$290	+\$210	+\$270	+\$95	+\$110	+\$110	+\$160	+\$125	+\$150	+\$100
48"	54"	30"	19	<b>\$860</b>	+\$185	+\$185	+\$290	+\$210	+\$270	+\$95	+\$80	+\$80	+\$115	+\$100	+\$120	+\$60
48"	62"	24"	24	<b>\$905</b>	+\$235	+\$235	+\$380	+\$270	+\$455	+\$125	+\$110	+\$110	+\$160	+\$125	+\$150	+\$100
48"	62"	30"	22	<b>\$905</b>	+\$235	+\$235	+\$380	+\$270	+\$455	+\$125	+\$80	+\$80	+\$115	+\$100	+\$120	+\$60
48"	72"	24"	27	<b>\$965</b>	+\$330	+\$330	+\$550	+\$345	+\$490	+\$185	+\$110	+\$110	+\$160	+\$125	+\$150	+\$100
48"	72"	30"	25	<b>\$965</b>	+\$330	+\$330	+\$550	+\$345	+\$490	+\$185	+\$80	+\$80	+\$115	+\$100	+\$120	+\$60

NOTE: All pricing in USD

54" Width					TOP CORE MATERIALS (T1)						BOTTOM CORE MATERIALS (B1)					
Overall Width	Overall Height	Work Surface Depth	Weight (lbs)	Frame Price	FRO	CLR	A1_	F1_	F2_	P1_	FRO	CLR	A1_	F1_	F2_	P1_
54"	54"	24"	24	<b>\$910</b>	+\$265	+\$265	+\$485	+\$230	+\$305	+\$170	+\$130	+\$130	+\$200	+\$145	+\$185	+\$125
54"	54"	30"	22	<b>\$910</b>	+\$265	+\$265	+\$485	+\$230	+\$305	+\$170	+\$110	+\$110	+\$160	+\$125	+\$150	+\$100
54"	62"	24"	25	<b>\$955</b>	+\$485	+\$485	+\$925	+\$330	+\$555	+\$325	+\$130	+\$130	+\$200	+\$145	+\$185	+\$125
54"	62"	30"	25	<b>\$955</b>	+\$485	+\$485	+\$925	+\$330	+\$555	+\$325	+\$110	+\$110	+\$160	+\$125	+\$150	+\$100
54"	72"	24"	29	<b>\$1,020</b>	+\$490	+\$490	+\$930	+\$390	+\$575	+\$325	+\$130	+\$130	+\$200	+\$145	+\$185	+\$125
54"	72"	30"	28	<b>\$1,020</b>	+\$490	+\$490	+\$930	+\$390	+\$575	+\$325	+\$110	+\$110	+\$160	+\$125	+\$150	+\$100


60" Width					TOP CORE MATERIALS (T1)						BOTTOM CORE MATERIALS (B1)					
Overall Width	Overall Height	Work Surface Depth	Weight (lbs)	Frame Price	FRO	CLR	A1_	F1_	F2_	P1_	FRO	CLR	A1_	F1_	F2_	P1_
60"	54"	24"	25	<b>\$955</b>	+\$265	+\$265	+\$485	+\$260	+\$330	+\$170	+\$150	+\$150	+\$235	+\$175	+\$200	+\$125
60"	54"	30"	24	<b>\$955</b>	+\$265	+\$265	+\$485	+\$260	+\$330	+\$170	+\$130	+\$130	+\$200	+\$145	+\$185	+\$125
60"	62"	24"	28	<b>\$1,005</b>	+\$485	+\$485	+\$930	+\$460	+\$605	+\$325	+\$150	+\$150	+\$235	+\$175	+\$200	+\$125
60"	62"	30"	27	<b>\$1,005</b>	+\$485	+\$485	+\$930	+\$460	+\$605	+\$325	+\$130	+\$130	+\$200	+\$145	+\$185	+\$125
60"	72"	24"	32	<b>\$1,070</b>	+\$490	+\$490	+\$935	+\$480	+\$625	+\$330	+\$150	+\$150	+\$235	+\$175	+\$200	+\$125
60"	72"	30"	31	<b>\$1,070</b>	+\$490	+\$490	+\$935	+\$480	+\$625	+\$330	+\$130	+\$130	+\$200	+\$145	+\$185	+\$125

72" Width					TOP CORE MATERIALS (T1)						BOTTOM CORE MATERIALS (B1)					
Overall Width	Overall Height	Work Surface Depth	Weight (lbs)	Frame Price	FRO	CLR	A1_	F1_	F2_	P1_	FRO	CLR	A1_	F1_	F2_	P1_
72"	54"	24"	32	<b>\$1,045</b>	+\$275	+\$275	+\$490	+\$335	+\$420	+\$170	+\$185	+\$185	+\$290	+\$220	+\$275	+\$125
72"	54"	30"	29	<b>\$1,045</b>	+\$275	+\$275	+\$490	+\$335	+\$420	+\$170	+\$150	+\$150	+\$235	+\$175	+\$220	+\$125
72"	62"	24"	34	<b>\$1,100</b>	+\$490	+\$490	+\$935	+\$600	+\$775	+\$330	+\$185	+\$185	+\$290	+\$220	+\$275	+\$125
72"	62"	30"	32	<b>\$1,100</b>	+\$490	+\$490	+\$935	+\$600	+\$775	+\$330	+\$150	+\$150	+\$235	+\$175	+\$220	+\$125
72"	72"	24"	35	<b>\$1,175</b>	+\$495	+\$495	+\$940	+\$625	+\$800	+\$330	+\$185	+\$185	+\$290	+\$220	+\$275	+\$125
72"	72"	30"	26	<b>\$1,175</b>	+\$495	+\$495	+\$940	+\$625	+\$800	+\$330	+\$150	+\$150	+\$235	+\$175	+\$220	+\$125


NOTE: All pricing in USD

# CORE MATERIAL OPTIONS


## FABRIC SERIES 100 (F1\_)



## FABRIC SERIES 200 (F2\_)



## FRAME COLOR



Satin Aluminum  
AA

## COLORED FROSTED ACRYLICS (A1\_)



Dark Blue  
A10



Light Blue  
A11



Lime Green  
A12



Moss Green  
A13



Yellow  
A14



Orange  
A15



Red  
A16



Pink  
A17

## ECHOSCAPE™ 3/8" (9MM) (P1\_)



Ash  
P100



Charcoal  
P101



Cobalt  
P102



Pear  
P103



Slate  
P105



Iced Grey  
P106



Linen  
P107



Ruby  
P108



Tangerine  
P109



Violet  
P110



Sunflower  
P111



Green Apple  
P112



Cornflower  
P113



Aqua  
P115