

SWITCHIT® DESK DIVIDER PANELS

Price Effective - April 14, 2025

POP-OFF - TURN PANEL - POP-ON

SwitchIT® acoustic desk panels can be mounted above the desk for a quiet, distraction free work zone, or instantaneously converted to an open workstation for collaborative work with our patented magnetic mounting system.



IMMEDIATELY ADJUST YOUR WORKSPACE

- Instantly repurpose for a private or collaborative workspace - no tools needed
- Available in several widths
- Available in 2 heights:
 - 24" panel height - 18" Above 1.25" worksurface
 - 0" Switched height above worksurface
 - 30" panel height - 18" Above 1.25" worksurface
 - 6" Switched height above worksurface
- NRC rated acoustic EchoScape™ material available in 2 thicknesses
 - 3/8" (9mm), NRC rated up to 0.85 – available in 26 colors
 - 3/4" (18mm), NRC rated up to 0.9 – available in 10 colors
- Patented magnet mount assembly merges with most furniture solutions
- Panels can be used on any worksurface thickness
- Magnet mounts are permanently mounted to bottom of worksurface and on panels for secure stability
- Panels can be mounted flush against the desk or with up to a 1" gap to allow for wire management
- EchoScape™ panels are lightweight, tackable, VOC-free, 100% recyclable
- Custom sizes and shapes available
- Made in USA

How to build your SKU:

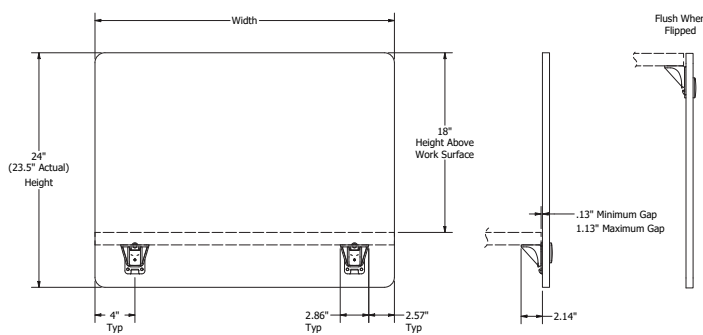
Step 1: Choose your Model	Step 2: Choose your Style	Step 3: Choose your Width	Step 3: Choose your Height	Step 4: Choose your Material Color	Step 5: Banner Cutout Design (optional)
SWT	PE18	42	30	P302	D004

SWITCHIT® PANEL

Model	Style	Width	Height	Fixed and Switched Height Above Worksurface	Material Color	Banner Cutout Designs (Optional)
SWT SwitchIT® Panel	PE9 EchoScape™ 3/8" (9mm)	24"	24"	18" Above 1.25" worksurface,	P1 EchoScape™ 3/8" (9mm)	D002 Fizzy
	PE18 EchoScape™ 3/4" (18mm)	30"		0" Switched Height above	P3 EchoScape™ 3/4" (18mm)	D004 Metro
		36"		worksurface		D005 Dash
		42"	30"	18" Above 1.25" worksurface,		D008 Tribal
		48"		6" Switched Height above		D016 Retro
		54"		worksurface		D017 Strata
		60"				D021 Maze
		66"				D022 Aztec
		72"				D023 Pinwheel

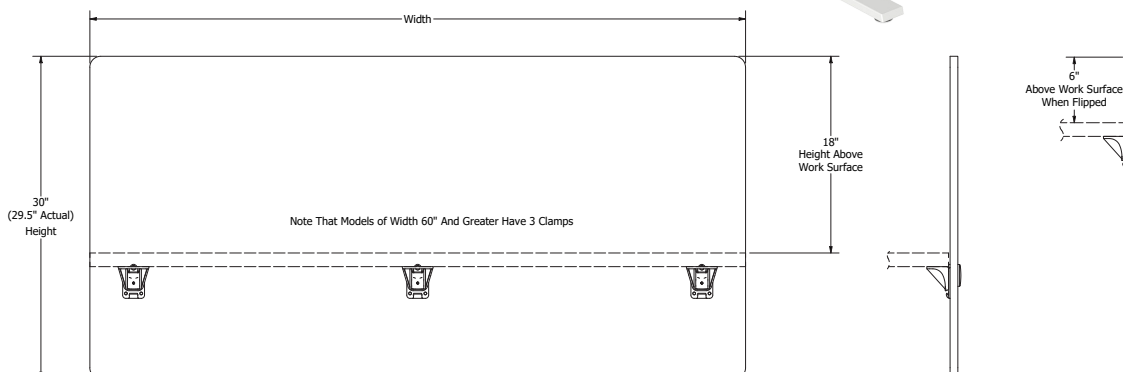
OPTION 1

24" Panel Height



OPTION 2

30" Panel Height



MATERIAL THICKNESS 3/8" (9MM)

Width	Height	SWT-PE9 Panel with Magnetic Mounts EchoScape™ 3/8" (9mm) List Price	Banner Cutout Design (Optional)	Number of Mounting Sets
24"	24"	\$219	+\$33	2
24"	30"	\$268	+\$33	2
30"	24"	\$230	+\$44	2
30"	30"	\$301	+\$44	2
36"	24"	\$274	+\$44	2
36"	30"	\$318	+\$44	2
42"	24"	\$285	+\$55	2
42"	30"	\$290	+\$55	2
48"	24"	\$350	+\$55	2
48"	30"	\$410	+\$55	2
54"	24"	\$361	+\$66	2
54"	30"	\$476	+\$66	2
60"	24"	\$397	+\$66	3
60"	30"	\$511	+\$66	3
66"	24"	\$419	+\$77	3
66"	30"	\$544	+\$77	3
72"	24"	\$441	+\$77	3
72"	30"	\$588	+\$77	3

MATERIAL THICKNESS 3/4" (18MM)

Width	Height	SWT-PE18 Panel with Magnetic Mounts EchoScape™ 3/4" (18mm) (List Price)	Banner Cutout Design (Optional)	Number of Mounting Sets
24"	24"	\$258	+\$33	2
24"	30"	\$268	+\$33	2
30"	24"	\$268	+\$44	2
30"	30"	\$312	+\$44	2
36"	24"	\$312	+\$44	2
36"	30"	\$377	+\$44	2
42"	24"	\$377	+\$55	2
42"	30"	\$388	+\$55	2
48"	24"	\$388	+\$55	2
48"	30"	\$410	+\$55	2
54"	24"	\$410	+\$66	2
54"	30"	\$476	+\$66	2
60"	24"	\$446	+\$66	3
60"	30"	\$511	+\$66	3
66"	24"	\$610	+\$77	3
66"	30"	\$631	+\$77	3
72"	24"	\$626	+\$77	3
72"	30"	\$642	+\$77	3

NOTE: All pricing in USD

MOUNTING SYSTEM



SWITCHIT® MAGNETIC MOUNT MOUNTS TO WORKSURFACE


Patented Mounting System




SWITCHIT® MAGNETIC MOUNT MOUNTS TO PANEL

Patented Mounting System

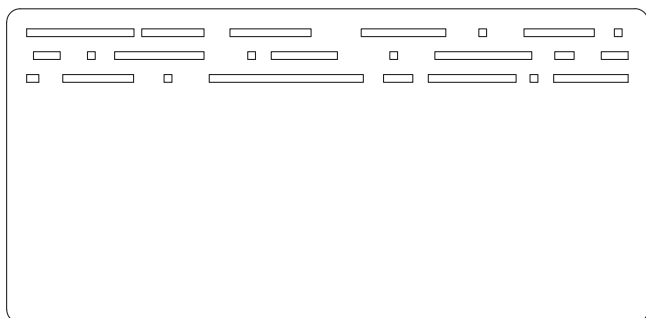
DESIGN CUTOUTS



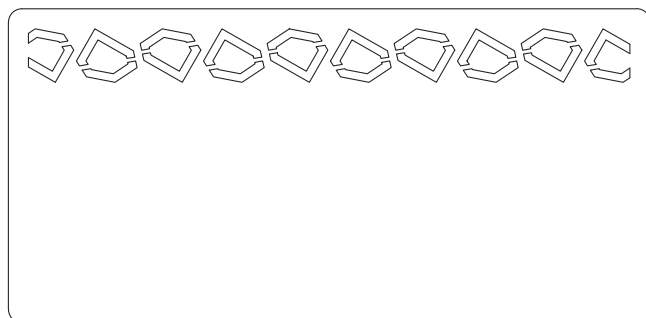
D002 - FIZZY



D004 - METRO




D005 - DASH




D008 - TRIBAL


DESIGN CUTOUTS




D016 - RETRO




D017 - STRATA



D021 - MAZE




D022 - AZTEC



D023 - PINWHEEL



ECHOSCAPE™ 3/8" (9MM)



ECHOSCAPE™ 3/4" (18MM)

