

MODULAR PANELS



PRIVACY SCREENS

Define your space with Duplex™ and Villa™ Walls. Lightweight and easy to install, MergeWorks modular panels are a cost-effective solution for creating custom cubicles, workstations, study carrels or private work areas. Our modular panels come in a wide range of heights, widths and core options making it easy to design a custom configuration that fits the size and look of your current space.

Villa™ Walls feature a single core material, while Duplex™ Walls are configured using two material cores for an added design touch. Both modular panels styles can be hinged together to create your custom workspace.

- Framework is constructed using lightweight aluminum extrusion
- All metal parts are anodized or powder coated for an aesthetic and durable finish
- Core materials include Frosted Acrylic, Fabric and TruBrite™ Whiteboard
- Villa™ and Duplex™ Walls can be hinged together to create 2, 3 or 4-way configurations
- Made in the USA
- Villa™ and Duplex™ Walls are available in custom sizes, core materials and colors



How to build your SKU:

Step 1:
Choose your
Model

3X

Step 2:
Choose your
Width

37

Step 3:
Choose your
Height

54

Step 4:
Choose your
Frame Color

AA

Step 5:
Choose your
Foot Option

2WF

Step 6:
Choose your
Full Core Material (2X)
Upper Core Material (3X)

FRO

Step 6:
Choose your
Lower Core
Material (3X)

F220


(3X only)

MODULAR PANEL


Model	Width	Height	Frame Color	Foot Options	Core Materials
2X Villa™ Wall	24"	42"	AA Satin Aluminum	4 4 Wheels	FRO Frosted Acrylic
3X Duplex™ Wall	30"	48"	20 Pewter	2WF 2 Wheels-1 Foot	WB TruBrite™ Whiteboard (Both Sides)
	37"	54"	BK Black	3WL 2 Wheels-1 Leveler	A1_ Colored Frosted Acrylic
	42"	62"		F Freestanding (2 Feet)	F1_ Fabric 100 Series
	49"	72"		FL 1 Foot- 1 Leveler	F2_ Fabric 200 Series
	61"			NF No Feet	L1_ Laminates & Wood Grains 100 Series
	73"			L 2 Levelers	WBF1_ TruBrite™ (Side 1)/ Fabric 1_ (Side 2)
					WBF2_ TruBrite™ (Side 1)/ Fabric 2_ (Side 2)

MODULAR PANEL - VILLA™ WALL

VILLA™ WALL (Model 2X) Full Core Model



Shown with 2 Levelers (L)



Shown as Freestanding (F)

FOOT OPTIONS

Width	Height	Weight (lbs)	FRO	WB	A1_	F1_	F2_	L1_	FOOT OPTIONS						
			Frosted Acrylic	Whiteboard	Colored Frosted Acrylic	Fabric 100 Series	Fabric 200 Series	Laminate 100 Series	4 Wheels	2 Wheels-1 Foot	2 Wheels-1 Leveler	Free-standing	1 Foot-1 Leveler	No Feet	2 Levelers
24"	42"	11	\$450	\$460	\$555	\$475	\$540	\$585	+\$180	+\$180	+\$90	+\$180	+\$90	+\$0	+\$0
24"	48"	13	\$510	\$500	\$615	\$520	\$580	\$625	+\$180	+\$180	+\$90	+\$180	+\$90	+\$0	+\$0
24"	54"	14	\$535	\$525	\$640	\$560	\$605	\$650	+\$180	+\$180	+\$90	+\$180	+\$90	+\$0	+\$0
24"	62"	16	\$645	\$680	\$855	\$605	\$713	\$730	+\$180	+\$180	+\$90	+\$180	+\$90	+\$0	+\$0
24"	72"	19	\$690	\$725	\$900	\$725	\$873	N/A	+\$180	+\$180	+\$90	+\$180	+\$90	+\$0	+\$0
30"	42"	13	\$555	\$555	\$700	\$575	\$635	\$710	+\$180	+\$180	+\$90	+\$180	+\$90	+\$0	+\$0
30"	48"	15	\$585	\$580	\$725	\$605	\$665	\$740	+\$180	+\$180	+\$90	+\$180	+\$90	+\$0	+\$0
30"	54"	17	\$615	\$610	\$755	\$635	\$690	\$765	+\$180	+\$180	+\$90	+\$180	+\$90	+\$0	+\$0
30"	62"	19	\$880	\$990	\$1,310	\$725	\$878	\$910	+\$180	+\$180	+\$90	+\$180	+\$90	+\$0	+\$0
30"	72"	22	\$930	\$1,040	\$1,360	\$1,000	\$1,268	N/A	+\$180	+\$180	+\$90	+\$180	+\$90	+\$0	+\$0
37"	42"	16	\$620	\$660	\$835	\$660	\$735	\$850	+\$180	+\$180	+\$90	+\$180	+\$90	+\$0	+\$0
37"	48"	18	\$655	\$690	\$865	\$695	\$770	\$885	+\$180	+\$180	+\$90	+\$180	+\$90	+\$0	+\$0
37"	54"	20	\$680	\$720	\$895	\$725	\$800	\$915	+\$180	+\$180	+\$90	+\$180	+\$90	+\$0	+\$0
37"	62"	22	\$925	\$1,035	\$1,355	\$805	\$978	\$1,060	+\$180	+\$180	+\$90	+\$180	+\$90	+\$0	+\$0
37"	72"	25	\$975	\$1,080	\$1,405	\$1,055	\$1,330	N/A	+\$180	+\$180	+\$90	+\$180	+\$90	+\$0	+\$0
42"	42"	17	\$645	\$680	\$855	\$685	\$785	\$875	+\$180	+\$180	+\$90	+\$180	+\$90	+\$0	+\$0
42"	48"	19	\$735	\$745	\$945	\$740	\$825	\$910	+\$180	+\$180	+\$90	+\$180	+\$90	+\$0	+\$0
42"	54"	22	\$765	\$775	\$980	\$780	\$860	\$945	+\$180	+\$180	+\$90	+\$180	+\$90	+\$0	+\$0
42"	62"	24	\$955	\$1,060	\$1,380	\$855	\$1,040	\$1,090	+\$180	+\$180	+\$90	+\$180	+\$90	+\$0	+\$0
42"	72"	28	\$1,005	\$1,105	\$1,430	\$1,090	\$1,370	N/A	+\$180	+\$180	+\$90	+\$180	+\$90	+\$0	+\$0
49"	42"	20	\$680	\$720	\$895	\$730	\$875	\$1,010	+\$180	+\$180	+\$90	+\$180	+\$90	+\$0	+\$0
49"	48"	22	\$770	\$780	\$985	\$830	\$950	\$1,080	+\$180	+\$180	+\$90	+\$180	+\$90	+\$0	+\$0
49"	54"	24	\$805	\$810	\$1,015	\$890	\$985	\$1,115	+\$180	+\$180	+\$90	+\$180	+\$90	+\$0	+\$0
49"	62"	28	\$990	\$1,095	\$1,420	\$935	\$1,143	\$1,240	+\$180	+\$180	+\$90	+\$180	+\$90	+\$0	+\$0
49"	72"	32	\$1,045	\$1,145	\$1,475	\$1,140	\$1,425	N/A	+\$180	+\$180	+\$90	+\$180	+\$90	+\$0	+\$0
61"	42"	23	\$950	\$1,055	\$1,375	\$930	\$1,050	\$1,195	+\$180	+\$180	+\$90	+\$180	+\$90	+\$0	+\$0
61"	48"	26	\$985	\$1,090	\$1,415	\$975	\$1,095	\$1,235	+\$180	+\$180	+\$90	+\$180	+\$90	+\$0	+\$0
61"	54"	29	\$1,020	\$1,120	\$1,445	\$1,015	\$1,135	\$1,270	+\$180	+\$180	+\$90	+\$180	+\$90	+\$0	+\$0
73"	42"	27	\$1,010	\$1,110	\$1,435	\$1,115	\$1,260	\$1,465	+\$180	+\$180	+\$90	+\$180	+\$90	+\$0	+\$0
73"	48"	31	\$1,045	\$1,145	\$1,475	\$1,160	\$1,305	\$1,505	+\$180	+\$180	+\$90	+\$180	+\$90	+\$0	+\$0
73"	54"	34	\$1,085	\$1,180	\$1,510	\$1,205	\$1,350	\$1,545	+\$180	+\$180	+\$90	+\$180	+\$90	+\$0	+\$0


NOTE:

All pricing in USD

Not available with TruBrite™ Whiteboard on one side and Fabric on the other side

MODULAR PANEL - DUPLEX™ WALL

DUPLEX™ WALL (Model 3X) Segmented Two-Core Model

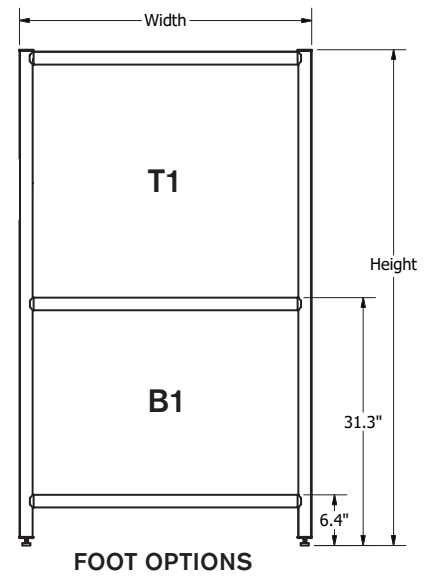


Shown with 2 Levelers (L)



Shown as Freestanding (F)

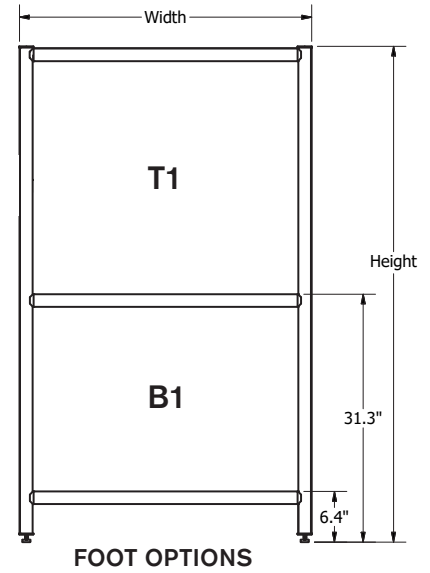
24" Width				T1 TOP CORE MATERIALS								
Width	Height	Weight (lbs)	Frame Base Price	FRO	WB	A1_	F1_	F2_	WBF1_	WBF2_	L1_	
				Frosted Acrylic	White-board	Colored Frosted Acrylic	Fabric 100 Series	Fabric 200 Series	WB/Fabric 100 Series	WB/Fabric 200 Series	Laminate 100 Series	
24"	42"	12	\$360	+\$55	+\$35	+\$80	+\$65	+\$80	+\$60	+\$65	+\$85	
24"	48"	14	\$385	+\$80	+\$65	+\$105	+\$85	+\$125	+\$80	+\$105	+\$110	
24"	54"	15	\$405	+\$100	+\$80	+\$150	+\$110	+\$135	+\$110	+\$125	+\$155	
24"	62"	17	\$435	+\$125	+\$105	+\$195	+\$150	+\$230	+\$145	+\$185	+\$190	
24"	72"	19	\$480	+\$175	+\$150	+\$280	+\$180	+\$235	+\$200	+\$230	+\$280	
B1 - Lower core option for all 24" wide Duplex Walls (Height is 31" for all lower cores)				B1 LOWER CORE MATERIALS								
				FRO	WB	A1_	F1_	F2_	WBF1_	WBF2_	L1_	
				Frosted Acrylic	White-board	Colored Frosted	Fabric 100	Fabric 200	WB/Fabric 100	WB/Fabric 200	Laminate 100	
				+\$120	+\$85	+\$150	+\$110	+\$135	+\$115	+\$125	+\$155	
				FOOT OPTIONS								
				4 Wheels	2 Wheels-1 Foot	2 Wheels-1 Leveler	Free-standing	1 Foot-1 Leveler	No Feet	2 Levelers		
				+\$180	+\$180	+\$90	+\$180	+\$90	+\$0	+\$0		



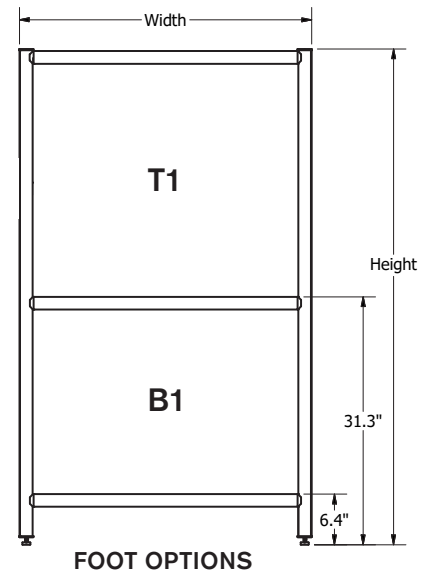
NOTE:
All pricing in USD

MODULAR PANEL - DUPLEX™ WALL

30" Width				T1 TOP CORE MATERIALS								
				FRO	WB	A1_	F1_	F2_	WBF1_	WBF2_	L1_	
Width	Height	Weight (lbs)	Frame Base Price	Frosted Acrylic	White-board	Colored Frosted Acrylic	Fabric 100 Series	Fabric 200 Series	WB/Fabric 100 Series	WB/Fabric 200 Series	Laminate 100 Series	
30"	42"	12	\$395	+\$65	+\$45	+\$90	+\$75	+\$90	+\$70	+\$80	+\$105	
30"	48"	14	\$420	+\$100	+\$80	+\$135	+\$100	+\$150	+\$100	+\$130	+\$140	
30"	54"	15	\$445	+\$125	+\$105	+\$190	+\$135	+\$165	+\$140	+\$155	+\$200	
30"	62"	17	\$475	+\$215	+\$200	+\$355	+\$230	+\$290	+\$255	+\$290	+\$255	
30"	72"	19	\$520	+\$220	+\$200	+\$360	+\$235	+\$295	+\$260	+\$295	+\$370	
B1 - Lower core option for all 30" wide Duplex Walls (Height is 31" for all lower cores)				B1 LOWER CORE MATERIALS								
				FRO	WB	A1_	F1_	F2_	WBF1_	WBF2_	L1_	
				Frosted Acrylic	White-board	Colored Frosted	Fabric 100	Fabric 200	WB/Fabric 100	WB/Fabric 200	Laminate 100	
				+\$210	+\$110	+\$195	+\$135	+\$165	+\$140	+\$155	+\$200	
FOOT OPTIONS				FOOT OPTIONS								
				4 Wheels	2 Wheels-1 Foot	2 Wheels-1 Leveler	Free-standing	1 Foot-1 Leveler	No Feet	2 Levelers		
				+\$180	+\$180	+\$90	+\$180	+\$90	+\$0	+\$0		



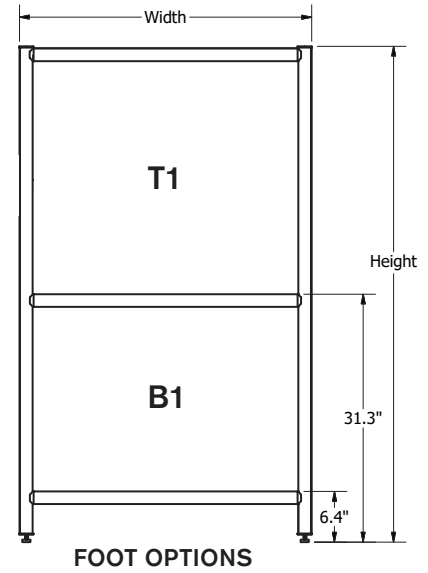
37" Width				T1 TOP CORE MATERIALS								
				FRO	WB	A1_	F1_	F2_	WBF1_	WBF2_	L1_	
Width	Height	Weight (lbs)	Frame Base Price	Frosted Acrylic	White-board	Colored Frosted Acrylic	Fabric 100 Series	Fabric 200 Series	WB/Fabric 100 Series	WB/Fabric 200 Series	Laminate 100 Series	
37"	42"	12	\$435	+\$80	+\$60	+\$115	+\$90	+\$110	+\$90	+\$100	+\$135	
37"	48"	14	\$465	+\$140	+\$125	+\$170	+\$115	+\$180	+\$125	+\$160	+\$180	
37"	54"	15	\$490	+\$140	+\$125	+\$225	+\$160	+\$200	+\$165	+\$185	+\$260	
37"	62"	17	\$525	+\$220	+\$200	+\$360	+\$265	+\$360	+\$270	+\$320	+\$335	
37"	72"	19	\$570	+\$255	+\$270	+\$465	+\$295	+\$370	+\$340	+\$380	+\$485	
B1 - Lower core option for all 37" wide Duplex Walls (Height is 31" for all lower cores)				B1 LOWER CORE MATERIALS								
				FRO	WB	A1_	F1_	F2_	WBF1_	WBF2_	L1_	
				Frosted Acrylic	White-board	Colored Frosted	Fabric 100	Fabric 200	WB/Fabric 100	WB/Fabric 200	Laminate 100	
				+\$215	+\$135	+\$230	+\$165	+\$200	+\$170	+\$190	+\$260	
FOOT OPTIONS				FOOT OPTIONS								
				4 Wheels	2 Wheels-1 Foot	2 Wheels-1 Leveler	Free-standing	1 Foot-1 Leveler	No Feet	2 Levelers		
				+\$180	+\$180	+\$90	+\$180	+\$90	+\$0	+\$0		



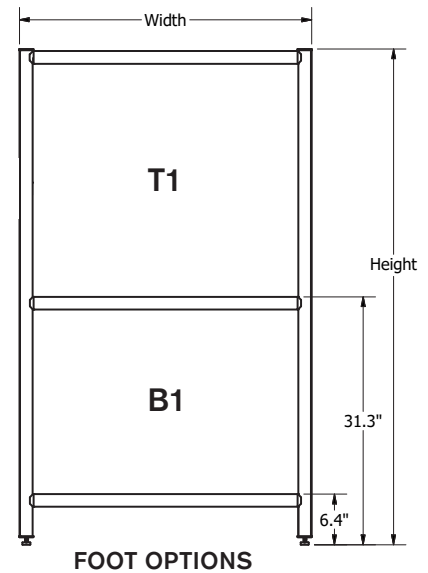
NOTE:
All pricing in USD

MODULAR PANEL - DUPLEX™ WALL

42" Width				T1 TOP CORE MATERIALS								
				FRO	WB	A1_	F1_	F2_	WBF1_	WBF2_	L1_	
Width	Height	Weight (lbs)	Frame Base Price	Frosted Acrylic	White-board	Colored Frosted Acrylic	Fabric 100 Series	Fabric 200 Series	WB/Fabric 100 Series	WB/Fabric 200 Series	Laminate 100 Series	
42"	42"	12	\$465	+\$95	+\$70	+\$140	+\$100	+\$120	+\$100	+\$115	+\$140	
42"	48"	14	\$495	+\$140	+\$125	+\$170	+\$130	+\$200	+\$130	+\$165	+\$185	
42"	54"	15	\$520	+\$175	+\$150	+\$280	+\$175	+\$215	+\$200	+\$220	+\$260	
42"	62"	17	\$555	+\$220	+\$200	+\$360	+\$270	+\$395	+\$270	+\$335	+\$335	
42"	72"	19	\$605	+\$315	+\$300	+\$525	+\$320	+\$405	+\$375	+\$420	+\$490	
B1 - Lower core option for all 42" wide Duplex Walls (Height is 31" for all lower cores)				B1 LOWER CORE MATERIALS								
				FRO	WB	A1_	F1_	F2_	WBF1_	WBF2_	L1_	
				Frosted Acrylic	White-board	Colored Frosted	Fabric 100	Fabric 200	WB/Fabric 100	WB/Fabric 200	Laminate 100	
				+\$215	+\$165	+\$280	+\$180	+\$220	+\$200	+\$225	+\$260	
				FOOT OPTIONS								
				4 Wheels	2 Wheels-1 Foot	2 Wheels-1 Leveler	Free-standing	1 Foot-1 Leveler	No Feet	2 Levelers		
				+\$180	+\$180	+\$90	+\$180	+\$90	+\$0	+\$0		



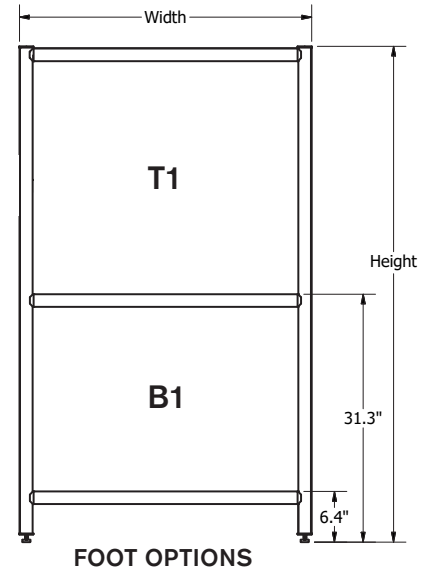
49" Width				T1 TOP CORE MATERIALS								
				FRO	WB	A1_	F1_	F2_	WBF1_	WBF2_	L1_	
Width	Height	Weight (lbs)	Frame Base Price	Frosted Acrylic	White-board	Colored Frosted Acrylic	Fabric 100 Series	Fabric 200 Series	WB/Fabric 100 Series	WB/Fabric 200 Series	Laminate 100 Series	
49"	42"	12	\$505	+\$100	+\$70	+\$140	+\$115	+\$135	+\$110	+\$120	+\$160	
49"	48"	14	\$535	+\$145	+\$125	+\$200	+\$150	+\$230	+\$150	+\$195	+\$220	
49"	54"	15	\$565	+\$175	+\$155	+\$280	+\$205	+\$250	+\$210	+\$235	+\$310	
49"	62"	17	\$600	+\$225	+\$200	+\$365	+\$275	+\$445	+\$275	+\$365	+\$385	
49"	72"	19	\$655	+\$315	+\$300	+\$530	+\$335	+\$455	+\$385	+\$450	+\$590	
B1 - Lower core option for all 49" wide Duplex Walls (Height is 31" for all lower cores)				B1 LOWER CORE MATERIALS								
				FRO	WB	A1_	F1_	F2_	WBF1_	WBF2_	L1_	
				Frosted Acrylic	White-board	Colored Frosted	Fabric 100	Fabric 200	WB/Fabric 100	WB/Fabric 200	Laminate 100	
				+\$220	+\$165	+\$280	+\$205	+\$255	+\$210	+\$240	+\$310	
				FOOT OPTIONS								
				4 Wheels	2 Wheels-1 Foot	2 Wheels-1 Leveler	Free-standing	1 Foot-1 Leveler	No Feet	2 Levelers		
				+\$180	+\$180	+\$90	+\$180	+\$90	+\$0	+\$0		



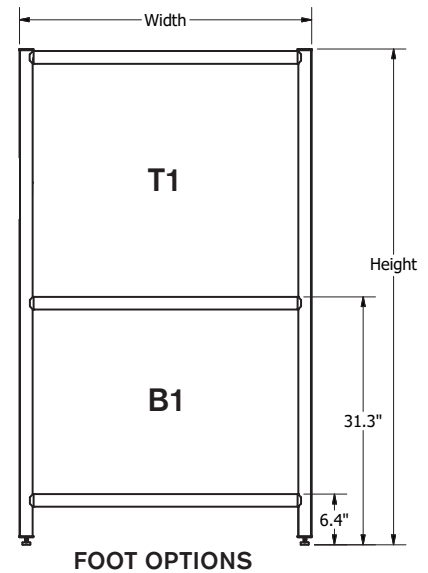
NOTE:
All pricing in USD

MODULAR PANEL - DUPLEX™ WALL

61" Width				T1 TOP CORE MATERIALS								
				FRO	WB	A1_	F1_	F2_	WBF1_	WBF2_	L1_	
Width	Height	Weight (lbs)	Frame Base Price	Frosted Acrylic	White-board	Colored Frosted Acrylic	Fabric 100 Series	Fabric 200 Series	WB/Fabric 100 Series	WB/Fabric 200 Series	Laminate 100 Series	
61"	42"	12	\$575	+\$150	+\$140	+\$250	+\$135	+\$170	+\$170	+\$190	+\$200	
61"	48"	14	\$610	+\$255	+\$270	+\$325	+\$175	+\$280	+\$225	+\$280	+\$270	
61"	54"	15	\$640	+\$255	+\$270	+\$470	+\$245	+\$310	+\$325	+\$355	+\$380	
61"	62"	17	\$680	+\$465	+\$530	+\$895	+\$445	+\$565	+\$615	+\$680	+\$495	
61"	72"	19	\$735	+\$470	+\$530	+\$900	+\$460	+\$580	+\$625	+\$690	+\$720	
B1 - Lower core option for all 61" wide Duplex Walls (Height is 31" for all lower cores)				B1 LOWER CORE MATERIALS								
				FRO	WB	A1_	F1_	F2_	WBF1_	WBF2_	L1_	
				Frosted Acrylic	White-board	Colored Frosted	Fabric 100	Fabric 200	WB/Fabric 100	WB/Fabric 200	Laminate 100	
				+\$460	+\$295	+\$470	+\$250	+\$310	+\$325	+\$360	+\$380	
FOOT OPTIONS				FOOT OPTIONS								
				4 Wheels	2 Wheels-1 Foot	2 Wheels-1 Leveler	Free-standing	1 Foot-1 Leveler	No Feet	2 Levelers		
				+\$180	+\$180	+\$90	+\$180	+\$90	+\$0	+\$0		



73" Width				T1 TOP CORE MATERIALS								
				FRO	WB	A1_	F1_	F2_	WBF1_	WBF2_	L1_	
Width	Height	Weight (lbs)	Frame Base Price	Frosted Acrylic	White-board	Colored Frosted Acrylic	Fabric 100 Series	Fabric 200 Series	WB/Fabric 100 Series	WB/Fabric 200 Series	Laminate 100 Series	
73"	42"	12	\$645	+\$155	+\$140	+\$255	+\$170	+\$205	+\$180	+\$200	+\$310	
73"	48"	14	\$685	+\$260	+\$270	+\$330	+\$220	+\$345	+\$240	+\$305	+\$410	
73"	54"	15	\$715	+\$260	+\$270	+\$475	+\$315	+\$385	+\$345	+\$380	+\$585	
73"	62"	17	\$760	+\$470	+\$530	+\$900	+\$570	+\$715	+\$645	+\$725	+\$765	
73"	72"	19	\$820	+\$475	+\$535	+\$905	+\$590	+\$735	+\$660	+\$740	+\$1,085	
B1 - Lower core option for all 73" wide Duplex Walls (Height is 31" for all lower cores)				B1 LOWER CORE MATERIALS								
				FRO	WB	A1_	F1_	F2_	WBF1_	WBF2_	L1_	
				Frosted Acrylic	White-board	Colored Frosted	Fabric 100	Fabric 200	WB/Fabric 100	WB/Fabric 200	Laminate 100	
				+\$470	+\$295	+\$475	+\$315	+\$390	+\$345	+\$385	+\$510	
FOOT OPTIONS				FOOT OPTIONS								
				4 Wheels	2 Wheels-1 Foot	2 Wheels-1 Leveler	Free-standing	1 Foot-1 Leveler	No Feet	2 Levelers		
				+\$180	+\$180	+\$90	+\$180	+\$90	+\$0	+\$0		



NOTE:
All pricing in USD

ACCESSORIES

Room Dividers and Privacy Partitions



HGEUM
Universal Hinge Kit
Mobile Office Partitions

Universal Hinge Kit - Mobile Room Dividers and Office Partitions	SKU	Price
<ul style="list-style-type: none"> Our Universal Hinge Kit can be used to create a 2-way, 3-way, or 4-way connection Designed for panels with mobile feet Designed for stationary panels with a height of 72" and taller The hinge design allows the angle between the partitions to be freely adjusted Metal construction with a durable anodized finish Kit includes 3 hinges 	HGEUM	\$60




HGEW
Wall Mount Hinge Kit

Wall Mount Hinge Kit	Qty of Wall Hinges	SKU	Price
42" – 54" High Partitions	2	HGEW2	\$100
62" – 72" High Partitions	3	HGEW3	\$150
78" – 84" High Partitions	4	HGEW4	\$200


- Wall Mount Hinges attach one side of your Office Partition to a wall
- The hinge design provides 180 degrees of adjustment allowing the partition to come off the wall at any angle
- Includes mounting hardware for sheetrock walls

CORE MATERIAL OPTIONS


FABRIC SERIES 100 (F1_)




FABRIC SERIES 200 (F2_)



COLORED FROSTED ACRYLICS (A1_)



LAMINATES AND WOODGRAINS SERIES 100 (L1_)



FRAME COLOR

